

Holding of Specified Securities

Annexure - I

| | | | |
|---|--|-------------|------------|
| 1. Name of Listed Entity: | JYOTI STRUCTURES LTD | | |
| 2. Scrip Code/Name of Scrip/Class of Security | BSE - 513250; NSE - JYOTISTRUC | | |
| 3. Share Holding Pattern Filed under: Reg. 31(1)(a) / Reg. 31(1)(b) / Reg.31(1)(c) | | | |
| a. If under 31(1)(b) then indicate the report for Quarter ending | 31-Dec-15 | | |
| b. If under 31(1)(c) then indicate date of allotment / extinguishment | | | |
| 4. Declaration: The Listed entity is required to submit the following declaration to the extent of submission of information:- | | | |
| | Particulars | Yes* | No* |
| 1 | Whether the Listed Entity has issued any partly paid up shares? | | No |
| 2 | Whether the Listed Entity has issued any Convertible Securities or Warrants? | | No |
| 3 | Whether the Listed Entity has any shares against which depository receipts are issued? | | No |
| 4 | Whether the Listed Entity has any shares in locked-in? | Yes | |
| 5 | Whether any shares held by promoters are pledge or otherwise encumbered? | Yes | |
| * If the Listed Entity selects the option 'No' for the questions above, the columns for the partly paid up shares, Outstanding Convertible Securities / Warrants, depository receipts, locked-in shares, No of shares pledged or otherwise encumbered by promoters, as applicable, shall not be displayed at the time of dissemination on the Stock Exchange website. Also wherever there is 'No' declared by Listed Entity in above table the values will be considered as 'Zero' by default on submission of the format of holding of specified securities. | | | |




Table I - SUMMARY STATEMENT HOLDING OF SPECIFIED SECURITIES

| Category (I) | Category of shareholder (II) | No.s of Share holders (III) | No.s of fully paid up equity Share held (IV) | No.s of Partly paid-up equity Share held (V) | No. of shares underlying Depository Receipts (VI) | Total nos. shares held (VII)= (IV)+(V)+(VI) | Shareholding as a % of total no. of shares (calculated as per SCRR, 1957) (VIII) As a % of (A+B+C2) | Number of Voting Rights held in each class of securities (IX) | | | No. of Shares Underlying Outstanding convertible securities (including Warrants) (X) | Shareholding, as a % assuming full conversion of convertible securities (as a % of diluted share capital) (XI)=(VII)+(X) As a % of (A+B+C2) | Number of Locked in shares (XII) | | Number of Shares pledged or otherwise encumbered (XIII) | | Number of equity shares held in dematerialized form (XIV) | |
|--------------|-------------------------------|-----------------------------|--|--|---|---|---|---|--------------|---------------------|--|---|----------------------------------|------------------|---|--------------------|---|---------------------------------|
| | | | | | | | | No of Voting Rights | | | | | Total as a % of (A+B+C) | No. (a) | As a % of total shares held (b) | No. (a) | | As a % of total shares held (b) |
| | | | | | | | | Class Equity | Class Others | Total | | | | | | | | |
| | | | | | | | | | | | | | | | | | | |
| (A) | PROMOTER & PROMOTER GROUP | 37 | 2,60,55,786 | 0 | 0 | 2,60,55,786 | 23.7892 | 2,60,55,786 | 0 | 2,60,55,786 | 23.7892 | 0 | 23.7892 | 38,05,120 | 14.6037 | 2,22,55,623 | 85.42 | 2,60,55,786 |
| (B) | Public shareholding | 52,914 | 8,34,71,924 | 0 | 0 | 8,34,71,924 | 76.2108 | 8,34,71,924 | 0 | 8,34,71,924 | 76.2108 | 0 | 76.2108 | - | 0.0000 | NA | NA | 8,29,00,972 |
| (C) | Non Promoter-Non Public | - | - | 0 | 0 | - | 0 | - | 0 | - | 0.0000 | 0 | 0.0000 | - | 0.0000 | NA | NA | - |
| (C1) | Shares underlying DRs | - | - | 0 | 0 | - | NA | - | 0 | - | 0.0000 | 0 | 0.0000 | - | 0.0000 | NA | NA | - |
| (C2) | Shares held by Employee/Trust | - | - | 0 | 0 | - | 0 | - | 0 | - | 0.0000 | 0 | 0.0000 | - | 0.0000 | NA | NA | - |
| | TOTAL | 52,951 | 10,95,27,710 | 0 | 0 | 10,95,27,710 | | 10,95,27,710 | 0 | 10,95,27,710 | 100.0000 | 0 | 100.0000 | 38,05,120 | 14.6037 | 2,22,55,623 | | 10,89,56,786 |




Table II - STATEMENT SHOWING SHAREHOLDING PATTERN OF THE PROMOTER AND PROMOTER GROUP

| Category & Name of the shareholders (I) | PAN (II) | No.s of Share holders (III) | No.s of fully paid up equity Shares held (IV) | No.s of Partly paid-up equity Share held (V) | No. of shares underlying Depository Receipts (VI) | Total nos. shares held (VII)= (IV)+(V)+(VI) | Shareholding % calculated as per SCRR, 1957 (VIII) As a % of (A+B+C2) | Number of Voting Rights held in each class of securities (IX) | | | No. of Shares Underlying Outstanding convertible securities (including Warrants) (X) | Shareholding, as a % assuming full conversion of convertible securities (as a % of diluted share capital) (XI)=(VII)+(X) As a % of (A+B+C2) | Number of Locked in shares (XII) | | Number of Shares pledged or otherwise encumbered (XIII) | | Number of equity shares held in dematerialized form (XIV) | | |
|--|---------------------------|-----------------------------|---|--|---|---|---|---|--------------|-------|--|---|----------------------------------|---------------------------------|---|---------------------------------|---|----------|-------------|
| | | | | | | | | No of Voting Rights | | | | | No. (a) | As a % of total shares held (b) | No. (a) | As a % of total shares held (b) | | | |
| | | | | | | | | Class Equity | Class Others | Total | | | | | | | | | |
| 1 INDIAN | | | | | | | | | | | | | | | | | | | |
| (a) Individuals/Hindu undivided Family | | | | | | | | | | | | | | | | | | | |
| 1 | KANAYO R THAKUR | ACCPT5117F | 1 | 23,40,973 | 0 | 0 | 23,40,973 | 2.1373 | 23,40,973 | 0 | 23,40,973 | 2.1373 | 0 | 2.1373 | - | 0.0000 | 23,40,973 | 100.0000 | 23,40,973 |
| 2 | KANAYO RATANLAL THAKUR | ACCPT5117F | 1 | 13,15,000 | 0 | 0 | 13,15,000 | 1.2006 | 13,15,000 | 0 | 13,15,000 | 1.2006 | 0 | 1.2006 | - | 0.0000 | 13,15,000 | 100.0000 | 13,15,000 |
| 3 | PRAKASH K THAKUR | AABPT1689D | 1 | 34,26,082 | 0 | 0 | 34,26,082 | 3.1281 | 34,26,082 | 0 | 34,26,082 | 3.1281 | 0 | 3.1281 | - | 0.0000 | 34,26,082 | 100.0000 | 34,26,082 |
| 4 | PRAKASH KANAYALAL THAKUR | AABPT1689D | 1 | 15,16,406 | 0 | 0 | 15,16,406 | 1.3845 | 15,16,406 | 0 | 15,16,406 | 1.3845 | 0 | 1.3845 | - | 0.0000 | 15,16,406 | 100.0000 | 15,16,406 |
| 5 | RAJKUMARI K THAKUR | AACPT2821J | 1 | 5,60,488 | 0 | 0 | 5,60,488 | 0.5117 | 5,60,488 | 0 | 5,60,488 | 0.5117 | 0 | 0.5117 | - | 0.0000 | 5,60,488 | 100.0000 | 5,60,488 |
| 6 | RAJKUMARI KANAYO THAKUR | AACPT2821J | 1 | 9,85,047 | 0 | 0 | 9,85,047 | 0.8994 | 9,85,047 | 0 | 9,85,047 | 0.8994 | 0 | 0.8994 | - | 0.0000 | 9,85,047 | 100.0000 | 9,85,047 |
| 7 | RAJKUMARI KANAYO THAKUR | AACPT2821J | 1 | 88,000 | 0 | 0 | 88,000 | 0.0803 | 88,000 | 0 | 88,000 | 0.0803 | 0 | 0.0803 | - | 0.0000 | 88,000 | 100.0000 | 88,000 |
| 8 | RAJKUMARI THAKUR | ACPT2821J | 1 | 8,49,070 | 0 | 0 | 8,49,070 | 0.7752 | 8,49,070 | 0 | 8,49,070 | 0.7752 | 0 | 0.7752 | - | 0.0000 | 8,49,070 | 100.0000 | 8,49,070 |
| 9 | HARISH C MIRCHANDANI | AADPM2802R | 1 | 2,00,000 | 0 | 0 | 2,00,000 | 0.1826 | 2,00,000 | 0 | 2,00,000 | 0.1826 | 0 | 0.1826 | - | 0.0000 | - | 0.0000 | 2,00,000 |
| 10 | KISHOR HARISH MIRCHANDANI | AAHPM7456M | 1 | 3,72,205 | 0 | 0 | 3,72,205 | 0.3398 | 3,72,205 | 0 | 3,72,205 | 0.3398 | 0 | 0.3398 | - | 0.0000 | - | 0.0000 | 3,72,205 |
| 11 | KISHOR MIRCHANDANI | AAHPM7456M | 1 | 1,04,050 | 0 | 0 | 1,04,050 | 0.0950 | 1,04,050 | 0 | 1,04,050 | 0.0950 | 0 | 0.0950 | - | 0.0000 | - | 0.0000 | 1,04,050 |
| 12 | NEETA MIRCHANDANI | AOPM7237C | 1 | 95,000 | 0 | 0 | 95,000 | 0.0867 | 95,000 | 0 | 95,000 | 0.0867 | 0 | 0.0867 | - | 0.0000 | - | 0.0000 | 95,000 |
| 13 | NEETA MIRCHANDANI | AOPM7237C | 1 | 13,124 | 0 | 0 | 13,124 | 0.0120 | 13,124 | 0 | 13,124 | 0.0120 | 0 | 0.0120 | - | 0.0000 | - | 0.0000 | 13,124 |
| 14 | NEETA V MIRCHANDANI | AOPM7237C | 1 | 3,91,876 | 0 | 0 | 3,91,876 | 0.3578 | 3,91,876 | 0 | 3,91,876 | 0.3578 | 0 | 0.3578 | - | 0.0000 | - | 0.0000 | 3,91,876 |
| 15 | SANJAY H MIRCHANDANI | AADPM2798J | 1 | 19,185 | 0 | 0 | 19,185 | 0.0175 | 19,185 | 0 | 19,185 | 0.0175 | 0 | 0.0175 | - | 0.0000 | - | 0.0000 | 19,185 |
| 16 | SANJAY H MIRCHANDANI | AADPM2798J | 1 | 4,48,500 | 0 | 0 | 4,48,500 | 0.4095 | 4,48,500 | 0 | 4,48,500 | 0.4095 | 0 | 0.4095 | - | 0.0000 | - | 0.0000 | 4,48,500 |
| 17 | SANJAY MIRCHANDANI | AADPM2798J | 1 | 2,315 | 0 | 0 | 2,315 | 0.0021 | 2,315 | 0 | 2,315 | 0.0021 | 0 | 0.0021 | - | 0.0000 | - | 0.0000 | 2,315 |
| 18 | SEEMA MIRCHANDANI | AADPM2804K | 1 | 19,970 | 0 | 0 | 19,970 | 0.0182 | 19,970 | 0 | 19,970 | 0.0182 | 0 | 0.0182 | - | 0.0000 | - | 0.0000 | 19,970 |
| 19 | SEEMA K MIRCHANDANI | AADPM2804K | 1 | 2,05,000 | 0 | 0 | 2,05,000 | 0.1872 | 2,05,000 | 0 | 2,05,000 | 0.1872 | 0 | 0.1872 | - | 0.0000 | - | 0.0000 | 2,05,000 |
| 20 | SEEMA K MIRCHANDANI | AADPM2804K | 1 | 2,25,030 | 0 | 0 | 2,25,030 | 0.2055 | 2,25,030 | 0 | 2,25,030 | 0.2055 | 0 | 0.2055 | - | 0.0000 | - | 0.0000 | 2,25,030 |
| 21 | VIJAY MIRCHANDANI | AFOPM4683G | 1 | 43,921 | 0 | 0 | 43,921 | 0.0401 | 43,921 | 0 | 43,921 | 0.0401 | 0 | 0.0401 | - | 0.0000 | - | 0.0000 | 43,921 |
| 22 | VIJAY H MIRCHANDANI | AFOPM4683G | 1 | 3,69,500 | 0 | 0 | 3,69,500 | 0.3374 | 3,69,500 | 0 | 3,69,500 | 0.3374 | 0 | 0.3374 | - | 0.0000 | - | 0.0000 | 3,69,500 |
| 23 | VIJAY MIRCHANDANI | AFOPM4683G | 1 | 12,379 | 0 | 0 | 12,379 | 0.0113 | 12,379 | 0 | 12,379 | 0.0113 | 0 | 0.0113 | - | 0.0000 | - | 0.0000 | 12,379 |
| 24 | GOPALDAS LILARAM VALECHA | AAAPV8811A | 1 | 1,60,000 | 0 | 0 | 1,60,000 | 0.1461 | 1,60,000 | 0 | 1,60,000 | 0.1461 | 0 | 0.1461 | - | 0.0000 | - | 0.0000 | 1,60,000 |
| 25 | NARESH VALECHA | AABPV5539J | 1 | 70,000 | 0 | 0 | 70,000 | 0.0639 | 70,000 | 0 | 70,000 | 0.0639 | 0 | 0.0639 | - | 0.0000 | - | 0.0000 | 70,000 |
| 26 | NARESH GOPALDAS VALECHA | AABPV5539J | 1 | 4,000 | 0 | 0 | 4,000 | 0.0037 | 4,000 | 0 | 4,000 | 0.0037 | 0 | 0.0037 | - | 0.0000 | - | 0.0000 | 4,000 |
| 27 | RAJESH GOPALDAS VALECHA | AABPV4400G | 1 | 57,300 | 0 | 0 | 57,300 | 0.0523 | 57,300 | 0 | 57,300 | 0.0523 | 0 | 0.0523 | - | 0.0000 | - | 0.0000 | 57,300 |
| 28 | MADANLAL LILARAM VALECHA | AAAPV4560E | 1 | 3,94,975 | 0 | 0 | 3,94,975 | 0.3606 | 3,94,975 | 0 | 3,94,975 | 0.3606 | 0 | 0.3606 | - | 0.0000 | - | 0.0000 | 3,94,975 |
| 29 | BELA MADANLAL VALECHA | AAAPV8810B | 1 | 1,92,750 | 0 | 0 | 1,92,750 | 0.1760 | 1,92,750 | 0 | 1,92,750 | 0.1760 | 0 | 0.1760 | - | 0.0000 | - | 0.0000 | 1,92,750 |
| 30 | DEEPAK MADANLAL VALECHA | ACMPV4922G | 1 | 61,200 | 0 | 0 | 61,200 | 0.0559 | 61,200 | 0 | 61,200 | 0.0559 | 0 | 0.0559 | - | 0.0000 | - | 0.0000 | 61,200 |
| 31 | VALECHA MOHINI NARAIN | ABSPV8776H | 1 | 70,935 | 0 | 0 | 70,935 | 0.0648 | 70,935 | 0 | 70,935 | 0.0648 | 0 | 0.0648 | - | 0.0000 | - | 0.0000 | 70,935 |
| 32 | VALECHA ROOPA NARAIN | AABPV4242J | 1 | 54,250 | 0 | 0 | 54,250 | 0.0495 | 54,250 | 0 | 54,250 | 0.0495 | 0 | 0.0495 | - | 0.0000 | - | 0.0000 | 54,250 |
| 33 | VARSHA N VALECHA | AABPV4241M | 1 | 36,170 | 0 | 0 | 36,170 | 0.0330 | 36,170 | 0 | 36,170 | 0.0330 | 0 | 0.0330 | - | 0.0000 | - | 0.0000 | 36,170 |
| CAT - TOTAL | | | 33 | 1,47,04,701 | 0 | 0 | 1,47,04,701 | 13.4256 | 1,47,04,701 | 0 | 1,47,04,701 | 13.4256 | 0 | 13.4256 | - | 0.0000 | 1,10,81,066 | 75.3573 | 1,47,04,701 |
| (b) Central Government/ State Government(s) | | | | | | | | | | | | | | | | | | | |
| CAT - TOTAL | | | 0 | 0 | 0 | 0 | - | 0.0000 | - | 0 | - | 0.0000 | 0 | 0.0000 | - | 0.0000 | - | 0.0000 | - |
| (c) Financial Institutions/ Banks | | | | | | | | | | | | | | | | | | | |
| CAT - TOTAL | | | 0 | 0 | 0 | 0 | - | 0.0000 | - | 0 | - | 0.0000 | 0 | 0.0000 | - | 0.0000 | - | 0.0000 | - |

Table II - STATEMENT SHOWING SHAREHOLDING PATTERN OF THE PROMOTER AND PROMOTER GROUP

| Category & Name of the shareholders (I) | PAN (II) | No.s of Share holders (III) | No.s of fully paid up equity Shares held (IV) | No.s of Partly paid-up equity Share held (V) | No. of shares underlying Depository Receipts (VI) | Total nos. shares held (VII)= (IV)+(V)+(VI) | Shareholding % calculated as per SCRR, 1957 (VIII) As a % of (A+B+C2) | Number of Voting Rights held in each class of securities (IX) | | | No. of Shares Underlying Outstanding convertible securities (including Warrants) (X) | Shareholding, as a % assuming full conversion of convertible securities (as a % of diluted share capital) (XI)=(VII)+(X) As a % of (A+B+C2) | Number of Locked in shares (XII) | | Number of Shares pledged or otherwise encumbered (XIII) | | Number of equity shares held in dematerialized form (XIV) | | |
|--|---|-----------------------------|---|--|---|---|---|---|--------------------|----------|--|---|----------------------------------|----------------|---|----------------|---|---------------------------------|--------------------|
| | | | | | | | | No of Voting Rights | | | | | Total as a % of (A+B+C) | No. (a) | As a % of total shares held (b) | No. (a) | | As a % of total shares held (b) | |
| | | | | | | | | Class Equity | Class Others | Total | | | | | | | | | |
| (d) Any Others (BODIES CORPORATE) | | | | | | | | | | | | | | | | | | | |
| 1 | SURYA INDIA FINGROWTH PRIVATE LIMITED * | AABCF1317P | 1 | 13,46,200 | 0 | 0 | 13,46,200 | 1.2291 | 13,46,200 | 0 | 13,46,200 | 1.2291 | 0 | 1.2291 | - | 0.0000 | 12,29,037 | 91.2968 | 13,46,200 |
| 2 | SURYA INDIA FINGROWTH PRIVATE LIMITED | AABCF1317P | 1 | 45,14,120 | 0 | 0 | 45,14,120 | 4.1214 | 45,14,120 | 0 | 45,14,120 | 4.1214 | 0 | 4.1214 | 38,05,120 | 84.2937 | 45,14,120 | 100.0000 | 45,14,120 |
| 3 | VAL-MIR-CONSTRUCTIONS PRIVATE LIMITED | AAACV0138M | 1 | 59,365 | 0 | 0 | 59,365 | 0.0542 | 59,365 | 0 | 59,365 | 0.0542 | 0 | 0.0542 | - | 0.0000 | - | 0.0000 | 59,365 |
| 4 | VALECHA INFRASTRUCTURE | AABCV2715R | 1 | 54,31,400 | 0 | 0 | 54,31,400 | 4.9589 | 54,31,400 | 0 | 54,31,400 | 4.9589 | 0 | 4.9589 | - | 0.0000 | 54,31,400 | 100.0000 | 54,31,400 |
| CAT - TOTAL | | | 4 | 1,13,51,085 | 0 | 0 | 1,13,51,085 | 10.3637 | 1,13,51,085 | 0 | 1,13,51,085 | 10.3637 | 0 | 10.3637 | 38,05,120 | 33.5221 | 1,11,74,557 | 98.4448 | 1,13,51,085 |
| (e) Any Others (TRUSTS) | | | | | | | | | | | | | | | | | | | |
| CAT - TOTAL | | | 0 | 0 | 0 | 0 | - | 0.0000 | - | 0 | - | 0.0000 | 0 | 0.0000 | - | 0.0000 | - | 0.0000 | - |
| TOTAL | | | 57 | 2,60,55,786 | 0 | 0 | 2,60,55,786 | 23.7892 | 2,60,55,786 | 0 | 2,60,55,786 | 23.7892 | 0 | 23.7892 | 38,05,120 | 14.6037 | 2,22,55,623 | 85.4153 | 2,60,55,786 |
| 2 FOREIGN | | | | | | | | | | | | | | | | | | | |
| (a) Individuals (Non-Resident Individuals/ Foreign Individuals) | | | | | | | | | | | | | | | | | | | |
| CAT - TOTAL | | | 0 | 0 | 0 | 0 | - | 0.0000 | - | 0 | - | 0.0000 | 0 | 0.0000 | - | 0.0000 | - | 0.0000 | - |
| (b) Government | | | | | | | | | | | | | | | | | | | |
| CAT - TOTAL | | | 0 | 0 | 0 | 0 | - | 0.0000 | - | 0 | - | 0.0000 | 0 | 0.0000 | - | 0.0000 | - | 0.0000 | - |
| (c) Institutions | | | | | | | | | | | | | | | | | | | |
| CAT - TOTAL | | | 0 | 0 | 0 | 0 | - | 0.0000 | - | 0 | - | 0.0000 | 0 | 0.0000 | - | 0.0000 | - | 0.0000 | - |
| (d) Foreign Portfolio Investor | | | | | | | | | | | | | | | | | | | |
| CAT - TOTAL | | | 0 | 0 | 0 | 0 | - | 0.0000 | - | 0 | - | 0.0000 | 0 | 0.0000 | - | 0.0000 | - | 0.0000 | - |
| (e) Any Other (specify) | | | | | | | | | | | | | | | | | | | |
| CAT - TOTAL | | | 0 | 0 | 0 | 0 | - | 0.0000 | - | 0 | - | 0.0000 | 0 | 0.0000 | - | 0.0000 | - | 0.0000 | - |
| (f) Any Others (BODIES CORPORATE) | | | | | | | | | | | | | | | | | | | |
| CAT - TOTAL | | | 0 | 0 | 0 | 0 | - | 0.0000 | - | 0 | - | 0.0000 | 0 | 0.0000 | - | 0.0000 | - | 0.0000 | - |
| (g) Any Others (QUALIFIED FOREIGN INVESTOR) | | | | | | | | | | | | | | | | | | | |
| CAT - TOTAL | | | 0 | 0 | 0 | 0 | - | 0.0000 | - | 0 | - | 0.0000 | 0 | 0.0000 | - | 0.0000 | - | 0.0000 | - |
| TOTAL | | | 57 | 2,60,55,786 | 0 | 0 | 2,60,55,786 | 23.7892 | 2,60,55,786 | 0 | 2,60,55,786 | 23.7892 | 0 | 23.7892 | 38,05,120 | 14.6037 | 2,22,55,623 | 85.4153 | 2,60,55,786 |
| GRAND - TOTAL OF SHAREHOLDING OF PROMOTER AND PROMOTER GROUP (A) = (A1) + (A12) | | | 37 | 2,60,55,786 | 0 | 0 | 2,60,55,786 | 23.7892 | 2,60,55,786 | 0 | 2,60,55,786 | 23.7892 | 0 | 23.7892 | 38,05,120 | 14.6037 | 2,22,55,623 | 85.4153 | 2,60,55,786 |



Table III - STATEMENT SHOWING SHAREHOLDING PATTERN OF THE PUBLIC SHAREHOLDER

| Category & Name of the shareholders (I) | PAN (II) | No.s of Share holders (III) | No.s of fully paid up equity Share held (IV) | No.s of Partly paid-up equity Share held (V) | No. of shares underlying Depository Receipts (VI) | Total nos. shares held (VII)= (IV)+(V)+(VI) | Shareholding % calculated as per SCRR,1957 (VIII) As a % of (A+B+C2) | Number of Voting Rights held in each class of securities (IX) | | | No. of Shares Underlying Outstanding convertible securities (including Warrants) (X) | Shareholding, as a % assuming full conversion of convertible securities (as a % of diluted share capital) (XI)=(VII)+(X) As a % of (A+B+C2) | Number of Locked in shares (XII) | | Number of Shares pledged or otherwise encumbered (XIII) | | Number of equity shares held in dematerialized form (XIV) | |
|--|------------|-----------------------------|--|--|---|---|--|---|--------------|-------------------------|--|---|----------------------------------|---------------------------------|---|---------------------------------|---|-------------|
| | | | | | | | | No of Voting Rights | | Total as a % of (A+B+C) | | | No. (a) | As a % of total shares held (b) | No. (a) | As a % of total shares held (b) | | |
| | | | | | | | | Class Equity | Class Others | | | | | | | | | Total |
| 1 INSTITUTIONS | | | | | | | | | | | | | | | | | | |
| (a) Mutual Funds | | 9 | 2,11,70,702 | 0 | 0 | 2,11,70,702 | 19.3291 | 2,11,70,702 | 0 | 2,11,70,702 | 19.3291 | 0 | 19.3291 | 0 | 0.0000 | NA | NA | 2,11,70,702 |
| 1 IDFC STERLING EQUITY FUND | AAETS9556K | 1 | 76,75,914 | 0 | 0 | 76,75,914 | 7.0082 | 76,75,914 | 0 | 76,75,914 | 7.0082 | 0 | 7.0082 | 0 | 0.0000 | NA | NA | 76,75,914 |
| 2 HDFC TRUSTEE COMPANY LIMITED - HDFC | AAATH1809A | 1 | 37,34,000 | 0 | 0 | 37,34,000 | 3.4092 | 37,34,000 | 0 | 37,34,000 | 3.4092 | 0 | 3.4092 | 0 | 0.0000 | NA | NA | 37,34,000 |
| 3 HDFC TRUSTEE COMPANY LIMITED - HDFC PRUDENCE | AAATH1809A | 1 | 37,34,000 | 0 | 0 | 37,34,000 | 3.4092 | 37,34,000 | 0 | 37,34,000 | 3.4092 | 0 | 3.4092 | 0 | 0.0000 | NA | NA | 37,34,000 |
| 4 UTI- INFRASTRUCTURE FUND | AAATU1088L | 1 | 30,50,000 | 0 | 0 | 30,50,000 | 2.7847 | 30,50,000 | 0 | 30,50,000 | 2.7847 | 0 | 2.7847 | 0 | 0.0000 | NA | NA | 30,50,000 |
| 5 HDFC TRUSTEE COMPANY LTD A/C - HDFC CHILDREN'S GIFT FUND - INVESTMENT PLAN | AAATH1809A | 1 | 14,29,200 | 0 | 0 | 14,29,200 | 1.3049 | 14,29,200 | 0 | 14,29,200 | 1.3049 | 0 | 1.3049 | 0 | 0.0000 | NA | NA | 14,29,200 |
| 6 Any Others | | 4 | 15,47,588 | 0 | 0 | 15,47,588 | 1.4130 | 15,47,588 | 0 | 15,47,588 | 1.4130 | 0 | 1.4130 | 0 | 0.0000 | NA | NA | 15,47,588 |
| (b) Venture Capital Funds | | - | - | 0 | 0 | - | 0.0000 | - | 0 | - | 0.0000 | 0 | 0.0000 | 0 | 0.0000 | NA | NA | - |
| (c) Alternate Investment Funds | | - | - | 0 | 0 | - | 0.0000 | - | 0 | - | 0.0000 | 0 | 0.0000 | 0 | 0.0000 | NA | NA | - |
| (d) Foreign Venture Capital Investors | | - | - | 0 | 0 | - | 0.0000 | - | 0 | - | 0.0000 | 0 | 0.0000 | 0 | 0.0000 | NA | NA | - |
| (e) Foreign Portfolio Investors | | - | - | 0 | 0 | - | 0.0000 | - | 0 | - | 0.0000 | 0 | 0.0000 | 0 | 0.0000 | NA | NA | - |
| (f) Financial Institutions/ Banks | | 17 | 23,99,303 | 0 | 0 | 23,99,303 | 2.1906 | 23,99,303 | 0 | 23,99,303 | 2.1906 | 0 | 2.1906 | 0 | 0.0000 | NA | NA | 23,99,303 |
| 1 LIC OF INDIA MARKET PLUS 1 GROWTH FUND | AAACL0582H | 1 | 11,76,664 | 0 | 0 | 11,76,664 | 1.0743 | 11,76,664 | 0 | 11,76,664 | 1.0743 | 0 | 1.0743 | 0 | 0.0000 | NA | NA | 11,76,664 |
| 2 Any Other | | 16 | 12,22,639 | 0 | 0 | 12,22,639 | 1.1163 | 12,22,639 | 0 | 12,22,639 | 1.1163 | 0 | 1.1163 | 0 | 0.0000 | NA | NA | 12,22,639 |
| (g) Insurance Companies | | - | - | 0 | 0 | - | 0.0000 | - | 0 | - | 0.0000 | 0 | 0.0000 | 0 | 0.0000 | NA | NA | - |
| (h) Provident Funds/ Pension Funds | | - | - | 0 | 0 | - | 0.0000 | - | 0 | - | 0.0000 | 0 | 0.0000 | 0 | 0.0000 | NA | NA | - |
| (i) Any Other (specify) | | - | - | 0 | 0 | - | 0.0000 | - | 0 | - | 0.0000 | 0 | 0.0000 | 0 | 0.0000 | NA | NA | - |
| (j) Any Others (FI'S) | | 7 | 2,35,629 | 0 | 0 | 2,35,629 | 0.2151 | 2,35,629 | 0 | 2,35,629 | 0.2151 | 0 | 0.2151 | 0 | 0.0000 | NA | NA | 2,35,379 |
| | | 7 | 2,35,629 | 0 | 0 | 2,35,629 | 0.2151 | 2,35,629 | 0 | 2,35,629 | 0.2151 | 0 | 0.2151 | 0 | 0.0000 | NA | NA | 2,35,379 |
| (k) Any Others (Foreign Financial Institutions / Banks) | | - | - | 0 | 0 | - | 0.0000 | - | 0 | - | 0.0000 | 0 | 0.0000 | 0 | 0.0000 | NA | NA | - |
| (l) Any Others (Qualified Foreign Investor) | | - | - | 0 | 0 | - | 0.0000 | - | 0 | - | 0.0000 | 0 | 0.0000 | 0 | 0.0000 | NA | NA | - |
| 2 Central Government / State Govt(s) | | - | - | 0 | 0 | - | 0.0000 | - | 0 | - | 0.0000 | 0 | 0.0000 | 0 | 0.0000 | NA | NA | - |
| SUB TOTAL | | 33 | 2,38,05,634 | 0 | 0 | 2,38,05,634 | 21.7348 | 2,38,05,634 | 0 | 2,38,05,634 | 21.7348 | 0 | 21.7348 | 0 | 0.0000 | NA | NA | 2,38,05,384 |
| 3 Non-Institutions | | | | | | | | | | | | | | | | | | |

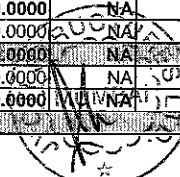


Table III - STATEMENT SHOWING SHAREHOLDING PATTERN OF THE PUBLIC SHAREHOLDER

| Category & Name of the shareholders (I) | PAN (II) | No.s of Share holders (III) | No.s of fully paid up equity Share held (IV) | No.s of Partly paid-up equity Share held (V) | No. of shares underlying Depository Receipts (VI) | Total nos. shares held (VII)= (IV)+(V)+(VI) | Shareholding % calculated as per SCRR, 1957 (VIII) As a % of (A+B+C 2) | Number of Voting Rights held in each class of securities (IX) | | | No. of Shares Underlying convertible securities (including Warrants) (X) | Shareholding, as a % assuming full conversion of convertible securities (as a % of diluted share capital) (XI)=(VII)+(X) As a % of (A+B+C2) | Number of Locked in shares (XII) | | Number of Shares pledged or otherwise encumbered (XIII) | | Number of equity shares held in dematerialized form (XIV) | |
|--|------------|-----------------------------|--|--|---|---|--|---|--------------|--------------------|--|---|----------------------------------|-----------|---|--------------------|---|---------------------------------|
| | | | | | | | | No of Voting Rights | | | | | Total as a % of (A+B+C) | No. (a) | As a % of total shares held (b) | No. (a) | | As a % of total shares held (b) |
| | | | | | | | | Class Equity | Class Others | Total | | | | | | | | |
| (a.1) Individuals - i. Individual shareholders holding nominal share capital up to Rs. 2 lakhs. | | 51,036 | 3,96,39,052 | 0 | 0 | 3,96,39,052 | 36.1909 | 3,96,39,052 | 0 | 3,96,39,052 | 36.1909 | 0 | 0.0000 | NA | NA | 3,90,79,355 | | |
| (CAPITAL UPTO TO Rs. 2 Lakh) | | 51,036 | 3,96,39,052 | 0 | 0 | 3,96,39,052 | 36.0218 | 3,96,39,052 | 0 | 3,96,39,052 | 36.0218 | 0 | 0.0000 | NA | NA | 3,90,79,355 | | |
| (a.2) INDIVIDUAL - ii. Individual shareholders holding nominal share capital in excess of Rs. 2 lakhs. | | 16 | 31,91,498 | 0 | 0 | 31,91,498 | 2.9139 | 31,91,498 | 0 | 31,91,498 | 2.9139 | 0 | 0.0000 | NA | NA | 31,91,498 | | |
| (CAPITAL GREATER THAN Rs. 2 Lakh) | | 16 | 31,91,498 | 0 | 0 | 31,91,498 | 2.9139 | 31,91,498 | 0 | 31,91,498 | 2.9139 | 0 | 0.0000 | NA | NA | 31,91,498 | | |
| SUB TOTAL | | 51,052 | 4,28,30,550 | 0 | 0 | 4,28,30,550 | 39.1048 | 4,28,30,550 | 0 | 4,28,30,550 | 39.1048 | 0 | 0.0000 | NA | NA | 4,22,70,853 | | |
| (b) NBFCs registered with RBI | | - | - | 0 | 0 | - | 0.0000 | - | 0 | - | 0.0000 | 0 | 0.0000 | NA | NA | - | | |
| (c) Employee Trusts | | - | - | 0 | 0 | - | 0.0000 | - | 0 | - | 0.0000 | 0 | 0.0000 | NA | NA | - | | |
| (d) Overseas Depositories (holding DRs) (balancing figure) | | - | - | 0 | 0 | - | 0.0000 | - | 0 | - | 0.0000 | 0 | 0.0000 | NA | NA | - | | |
| SUB TOTAL | | - | - | 0 | 0 | - | 0.0000 | - | 0 | - | 0.0000 | 0 | 0.0000 | NA | NA | - | | |
| (e) Any Others (BODIES CORPORATE) | | 803 | 86,38,237 | 0 | 0 | 86,38,237 | 7.8868 | 86,38,237 | 0 | 86,38,237 | 7.8868 | 0 | 0.0000 | NA | NA | 86,27,232 | | |
| | | 803 | 86,38,237 | 0 | 0 | 86,38,237 | 7.8868 | 86,38,237 | 0 | 86,38,237 | 7.8868 | 0 | 0.0000 | NA | NA | 86,27,232 | | |
| (f) Any Others (CLEARING MEMBER) | | 124 | 5,86,819 | 0 | 0 | 5,86,819 | 0.5358 | 5,86,819 | 0 | 5,86,819 | 0.5358 | 0 | 0.0000 | NA | NA | 5,86,819 | | |
| | | 124 | 5,86,819 | 0 | 0 | 5,86,819 | 0.5358 | 5,86,819 | 0 | 5,86,819 | 0.5358 | 0 | 0.0000 | NA | NA | 5,86,819 | | |
| (g) Any Others (NON RESIDENT INDIANS (NRI)) | | 902 | 76,10,684 | 0 | 0 | 76,10,684 | 6.9486 | 76,10,684 | 0 | 76,10,684 | 6.9486 | 0 | 0.0000 | NA | NA | 76,10,684 | | |
| 1 MOHAN DOULATRAM ASNANI | AJAPA0070F | 1 | 17,87,500 | 0 | 0 | 17,87,500 | 1.6320 | 17,87,500 | 0 | 17,87,500 | 1.6320 | 0 | 0.0000 | NA | NA | 17,87,500 | | |
| 2 MUKESH RAGHUMAL CHETWANI | AFOPC1002M | 1 | 12,88,015 | 0 | 0 | 12,88,015 | 1.1760 | 12,88,015 | 0 | 12,88,015 | 1.1760 | 0 | 0.0000 | NA | NA | 12,88,015 | | |
| 3 BINA MOHAN ASNANI | AJBPA4176B | 1 | 12,71,115 | 0 | 0 | 12,71,115 | 1.1605 | 12,71,115 | 0 | 12,71,115 | 1.1605 | 0 | 0.0000 | NA | NA | 12,71,115 | | |
| 4 Others | | 899 | 32,64,054 | 0 | 0 | 32,64,054 | 2.9801 | 32,64,054 | 0 | 32,64,054 | 2.9801 | 0 | 0.0000 | NA | NA | 32,64,054 | | |
| SUB TOTAL | | 1,829 | 1,68,35,740 | 0 | 0 | 1,68,35,740 | 15.3712 | 1,68,35,740 | 0 | 1,68,35,740 | 15.3712 | 0 | 0.0000 | NA | NA | 1,68,24,735 | | |
| TOTAL PUBLIC SHAREHOLDING (B) = (B)(1) + (B)(2) + (B)(3) | | 52,914 | 8,34,71,924 | 0 | 0 | 8,34,71,924 | 76.2108 | 8,34,71,924 | 0 | 8,34,71,924 | 76.2108 | 0 | 0.0000 | NA | NA | 8,29,00,972 | | |



Table IV - STATEMENT SHOWING SHAREHOLDING PATTERN OF THE NON PROMOTER - NON PUBLIC SHAREHOLDER

| Category & Name of the shareholders (I) | PAN (II) | Nos of Share holders (III) | No.s of fully paid up equity Share held (IV) | No.s of Partly paid-up equity Share held (V) | No. of shares underlying Depository Receipts (VI) | Total nos. shares held (VII)= (IV)+(V)+(VI) | Shareholding % calculated as per SCRR, 1957 (VIII) As a % of (A+B+C2) | Number of Voting Rights held in each class of securities (IX) | | | No. of Shares Underlying Outstanding convertible securities (including Warrants) (X) | Shareholding, as a % assuming full conversion of convertible securities (as a % of diluted share capital) (XI)=(VII)+(X) As a % of (A+B+C2) | Number of Locked in shares (XII) | | Number of Shares pledged or otherwise encumbered (XIII) | | Number of equity shares held in dematerialized form (XIV) | |
|---|----------|----------------------------|--|--|---|---|---|---|--------------|-------------------------|--|---|----------------------------------|---------------------------------|---|---------------------------------|---|-------|
| | | | | | | | | No of Voting Rights | | Total as a % of (A+B+C) | | | No. (a) | As a % of total shares held (b) | No. (a) | As a % of total shares held (b) | | |
| | | | | | | | | Class Equity | Class Others | | | | | | | | | Total |
| 1 CUSTODIAN / DR HOLDER | | 0 | 0 | 0 | 0 | 0 | 0.0000 | 0 | 0 | 0 | 0.0000 | 0 | 0.0000 | 0 | 0.0000 | NA | NA | 0 |
| 2 EMPLOYEE BENEFIT TRUST (Under SEBI (Share based Employee Benefit) Regulation, 2014) | | 0 | 0 | 0 | 0 | 0 | 0.0000 | 0 | 0 | 0 | 0.0000 | 0 | 0.0000 | 0 | 0.0000 | NA | NA | 0 |
| TOTAL NON PROMOTER - NON PUBLIC SHAREHOLDING (C)=(C1)+(C2) | | 0 | 0 | 0 | 0 | 0 | 0.0000 | 0 | 0 | 0 | 0.0000 | 0 | 0.0000 | 0 | 0.0000 | NA | NA | 0 |

