

Introductory sub-table (I)(a)

NAME OF THE COMPANY : JYOTI STRUCTURES LIMITED

SCRIP CODE:

QUARTER ENDED :30TH JUNE, 2013

BSE - 513250

NSE - JYOTISTRUC

Partly paid-up shares:-	No. of partly paid-up shares	As a % of total no. of partly paid-up shares	As a % of total no. of shares of the company
Held by promoter/promoter group	0	0	0
Held by public	0	0	0
Total (D)	0	0	0
Outstanding convertible securities:-	No. of outstanding securities	As a % of total no. of outstanding convertible securities	As a % of total no. of shares of the company, assuming full conversion of the convertible securities
Held by promoter/promoter group	0	0	0
Held by public	0	0	0
Total (E)	0	0	0
Warrants:-	No. of warrants	As a % of total no. of warrants	As a % of total no. of shares of the company, assuming full conversion of warrants
Held by promoter/promoter group	0	0.00	0.00
Held by public	0	0.00	0.00
Total (F)	0	0.00	0.00
Total paid-up capital of the company, assuming full conversion of warrants and convertible securities (Grand Total (A+B+C)+ D+E+F)	8,22,64,522		




STATEMENT SHOWING SHAREHOLDING PATTERN
NAME OF THE COMPANY : JYOTI STRUCTURES LIMITED
SCRIP CODE

QUARTER ENDED : 30TH JUNE, 2013

BSE - 513250


NSE - JYOTISTRUC

Category Code	Category of Shareholder	No. of Share holders	Total No. of Shares	No. of Shares held in dematerialised form	Total Shareholding as a percentage of Total Number of Shares		Shares Pledged or otherwise encumbered	
					As a Percentage of (A + B)	As a Percentage of (A + B + C)	No. of Shares	As a percentage
(A)	Shareholding of Promoter & Promoter Group							
(1)	Indian							
(a)	Individual/Hindu undivided family	41	1,66,62,126	1,66,62,126	20.25	20.25	1,21,44,661	72.89
(b)	Central Govt./State Govt.(s)	0	0	0	0.00	0.00	0	0.00
(c)	Bodies Corporate	3	61,99,765	61,99,765	7.54	7.54	61,40,400	99.04
(d)	Financial Institutions/Banks	0	0	0	0.00	0.00	0	0.00
(e)	Any other (Specify)	0	0	0	0.00	0.00	0	0.00
	Sub -Total (A) (1)	44	2,28,61,891	2,28,61,891	27.79	27.79	1,82,85,061	79.98
(2)	Foreign							
(a)	Individual(Non-Resident Indi./Foreign individuals)	0	0	0	0.00	0.00	0	0.00
(b)	Bodies Corporate	0	0	0	0.00	0.00	0	0.00
(c)	Institutaions	0	0	0	0.00	0.00	0	0.00
(d)	Any other (Specify)	0	0	0	0.00	0.00	0	0.00
	Sub -Total (A) (2)	0	0	0	0.00	0.00	0	0.00
	Total Shareholding of Promoter and Promoter Group (A) =(A)(1) + (A) (2)	44	2,28,61,891	2,28,61,891	27.79	27.79	1,82,85,061	79.98
(B)	Public Shareholding							
(1)	Institutions							
(a)	Mutual Funds / UTI	12	1,14,20,176	1,14,20,176	13.88	13.88	0	0.00
(b)	Financial Institutions/Banks	17	26,66,896	26,66,896	3.24	3.24	0	0.00
(c)	Central/State Government(s)	0	0	0	0.00	0.00	0	0.00
(d)	Venture Capital Funds	0	0	0	0.00	0.00	0	0.00
(e)	Insurance Companies	0	0	0	0.00	0.00	0	0.00
(f)	FII's	10	31,91,889	31,91,639	3.88	3.88	0	0.00
(g)	Foreign Venture Capital	0	0	0	0.00	0.00	0	0.00
(i)	Any Other	0	0	0	0.00	0.00	0	0.00
	Sub-Total (B) (1)	39	1,72,78,961	1,72,78,711	21.00	21.00	0	0.00
(2)	Non-Institutions							
(a)	Bodies Corporate	843	1,25,12,773	1,25,00,768	15.21	15.21	0	0.00
(b)	Individuals -							
i	Individual Shareholders holding nominal share capital upto Rs. 1 lakh	42,125	2,04,48,067	1,98,45,155	24.86	24.86	0	0.00
ii	Individual Shareholders holding nominal share capital in excess of Rs.1 lakhs	22	21,22,974	21,22,974	2.58	2.58	0	0.00
(c)	Qualified Foreign Investor	0	0	0	0.00	0.00	0	0.00
(d)	Any other							
(d-i)	Clearing Member	77	1,03,115	1,03,115	0.13	0.13	0	0.00
(d-ii)	NRI	916	69,36,741	69,36,741	8.43	8.43	0	0.00
(d-iii)	Trust	0	0	0	0.00	0.00	0	0.00
(d-iv)	Overseas Bodies Corporates	0	0	0	0.00	0.00	0	0.00
(d-v)	Unclaimed Suspense Account	0	0	0	0.00	0.00	0	0.00
	Sub-Total (B) (2)	43983	4,21,23,670	4,15,08,753	51.21	51.21	0	0.00
	Total Public shareholding = (B)(1) + (B)(2)	44022	5,94,02,631	5,87,87,464	72.21	72.21	0	0.00
	TOTAL (A) + (B)	44066	8,22,64,522	8,16,49,355	100.00	100.00	1,82,85,061	22.23
(C)	Shares held by custodians and against which depository receipts have been issued							
1	Promoter and Promoter Group	0	0	0	0.00	0.00	0	0.00
2	Public	0	0	0	0.00	0.00	0	0.00
	GRAND TOTAL (A)+(B)+(C)	44066	8,22,64,522	8,16,49,355	100.00	100.00	1,82,85,061	22.23




(I)(b) Statement showing holding of securities (including shares, warrants, convertible securities) of persons belonging to the category "Promoter and Promoter Group"

Sr. No.	Name of the Shareholder	Details of shares held		Encumbered Shares			Details of Warrants		Details of Convertible Securities		Total Shares (including underlying shares assuming full conversion of warrants and convertible securities) as a % of diluted share capital
		Number	Shares as a percentage of total Number of shares (i.e. grand total (A)+(B)+(C) indicated in statement as para (I) (a) above	Number	As a %	As a % of grand total (A) + (B) + (C) of sub-clause (I)(a)	No. of Warrants held	As a % total number of warrants of the same class	No. of Convertible Securities held	% w.r.t total no. of convertible securities of the same class	
A	PROMOTERS INDIVIDUALS										
1	K R Thakur	32,36,673	3.93	32,36,673	100.00	3.93	0	0.00	0	0.00	0.00
2	K R Thakur	15,00,000	1.82	15,00,000	100.00	1.82	0	0.00	0	0.00	0.00
3	K R Thakur	2,65,500	0.32	2,65,500	100.00	0.32	0	0.00	0	0.00	0.00
4	Prakash K Thakur	20,23,235	2.46	20,23,235	100.00	2.46	0	0.00	0	0.00	0.00
5	Prakash K Thakur	20,19,253	2.45	20,19,253	100.00	2.45	0	0.00	0	0.00	0.00
6	Prakash K Thakur	8,50,000	1.03	8,50,000	100.00	1.03					
7	Raj K Thakur	10,50,000	1.28	10,50,000	100.00	1.28	0	0.00	0	0.00	0.00
8	Raj K Thakur	9,20,000	1.12	9,20,000	100.00	1.12	0	0.00	0	0.00	0.00
9	Raj K Thakur	2,00,930	0.24	2,00,930	100.00	0.24					
10	Raj K Thakur	79,070	0.10	79,070	0.00	0.10	0	0.00	0	0.00	0.00
11	Jyoti N. Motiani	25,000	0.03	0.00	0.00	0.00	0	0.00	0	0.00	0.00
12	Harish C Mirchandani	4,89,030	0.59	0.00	0.00	0.00	0	0.00	0	0.00	0.00
13	Harish C Mirchandani	1,43,575	0.17	0.00	0.00	0.00	0	0.00	0	0.00	0.00
14	Sanjay Mirchandani	4,48,500	0.55	0.00	0.00	0.00	0	0.00	0	0.00	0.00
15	Sanjay Mirchandani	2,315	0.00	0.00	0.00	0.00	0	0.00	0	0.00	0.00
16	Sanjay Mirchandani	19,185	0.02	0.00	0.00	0.00	0	0.00	0	0.00	0.00
17	Neeta Mirchandani	3,91,876	0.48	0.00	0.00	0.00	0	0.00	0	0.00	0.00
18	Neeta Mirchandani	95,000	0.12	0.00	0.00	0.00	0	0.00	0	0.00	0.00
19	Neeta Mirchandani	13,124	0.02	0.00	0.00	0.00	0	0.00	0	0.00	0.00
20	Kishore Mirchandani	3,72,205	0.45	0.00	0.00	0.00	0	0.00	0	0.00	0.00
21	Kishore Mirchandani	1,04,050	0.13	0.00	0.00	0.00	0	0.00	0	0.00	0.00
22	Vijay Mirchandani	3,69,500	0.45	0.00	0.00	0.00	0	0.00	0	0.00	0.00
23	Vijay Mirchandani	43,921	0.05	0.00	0.00	0.00	0	0.00	0	0.00	0.00
24	Vijay Mirchandani	12,379	0.02	0.00	0.00	0.00	0	0.00	0	0.00	0.00
25	Aarti Mirchandani	3,16,500	0.38	0.00	0.00	0.00	0	0.00	0	0.00	0.00
26	Aarti Mirchandani	1,05,000	0.13	0.00	0.00	0.00	0	0.00	0	0.00	0.00
27	Aarti Mirchandani	8,500	0.01	0.00	0.00	0.00	0	0.00	0	0.00	0.00
28	Seema Mirchandani	2,25,030	0.27	0.00	0.00	0.00	0	0.00	0	0.00	0.00
29	Seema Mirchandani	2,05,000	0.25	0.00	0.00	0.00	0	0.00	0	0.00	0.00
30	Seema Mirchandani	19,970	0.02	0.00	0.00	0.00	0	0.00	0	0.00	0.00
31	Madanlal L Valecha	3,94,975	0.48	0.00	0.00	0.00	0	0.00	0	0.00	0.00
32	G. L Valecha	1,60,000	0.19	0.00	0.00	0.00	0	0.00	0	0.00	0.00
33	Bela Valecha	1,92,750	0.23	0.00	0.00	0.00	0	0.00	0	0.00	0.00
34	Naresh G Valecha	80,225	0.10	0.00	0.00	0.00	0	0.00	0	0.00	0.00
35	Deepak M Valecha	61,200	0.07	0.00	0.00	0.00	0	0.00	0	0.00	0.00
36	Mohini Valecha	56,060	0.07	0.00	0.00	0.00	0	0.00	0	0.00	0.00
37	Mohini Valecha	14,875	0.02	0.00	0.00	0.00	0	0.00	0	0.00	0.00
38	Rajesh Valecha	57,300	0.07	0.00	0.00	0.00	0	0.00	0	0.00	0.00
39	Roopa N Valecha	54,250	0.07	0.00	0.00	0.00	0	0.00	0	0.00	0.00
40	Varsha Valecha	27,060	0.03	0.00	0.00	0.00	0	0.00	0	0.00	0.00
41	Varsha Valecha	9,110	0.01	0.00	0.00	0.00	0	0.00	0	0.00	0.00
	Total (A)	1,66,62,126	20.25	1,21,44,661	72.89	14.76	0	0	0	0.00	0.00
B	BODY CORPORATES										
1	Valecha Infrastructure Ltd.	54,31,400	6.60	54,31,400	100.00	6.60	0	0	0	0.00	0.00
2	Val-Mir Constructions Pvt.Ltd.	59,365	0.07	0.00	0.00	0.00	0	0	0	0.00	0.00
3	Surya India Fingrowth Private Ltd	7,09,000	0.86	7,09,000	100.00	0.86	0	0	0	0.00	0.00
	Total (B)	61,99,765	7.54	61,40,400	99.04	7.46	0	0.00	0	0.00	0.00
	Grand Total (A)+(B)	2,28,61,891	27.79	1,82,85,061	79.98	22.23	0.00	0.00	0	0.00	0.00




(I) (c) (i) Statement showing holding of securities (including shares, warrants, convertible securities) of persons belonging to the category "Public" and holding more than 1% of the total number of shares

Sr. No.	Name of the Shareholder	No. of Shares held	Shares as a percentage of total Number of shares (I.e. grand total (A)+(B)+(C) indicated in statement as para (I) (a) above	Details of Warrants		Details of convertible securities		Total Shares (including underlying shares assuming full conversion of warrants and convertible securities) as a % of diluted share capital
				No. of warrants held	As a % of total no. of warrants of the same class	No. of convertible securities held	% w.r.t. total no. of convertible securities of the same class	
1	Reliance Capital Trustee Co. Ltd.A/c. Reliance Diversified Power Sector	46,14,900	5.61	0	0.00	0	0.00	0.00
2	Birla Sun Life Insurance Company Limited	34,16,810	4.15	0	0.00	0	0.00	0.00
3	Reliance Life Insurance Company Limited	33,35,474	4.05	0	0.00	0	0.00	0.00
4	Comgest Growth PLC A/c	20,00,000	2.43	0	0.00	0	0.00	0.00
5	Mohan Doulatram Asnani	17,87,500	2.17	0	0.00	0	0.00	0.00
6	Mukesh Raghunath Chetwani	15,33,633	1.86	0	0.00	0	0.00	0.00
7	UTI Infrastructure Fund	15,00,000	1.82	0	0.00	0	0.00	0.00
8	Bina Mohan Asnani	12,71,115	1.55	0	0.00	0	0.00	0.00
9	Tata Offshore India Opportunities Scheme	12,37,000	1.50	0	0.00	0	0.00	0.00
10	LIC Of India Market Plus-1 Growth Fund	11,76,664	1.43	0	0.00	0	0.00	0.00
11	SBIMF- SBI Infrastructure Fund - Series I	9,54,794	1.16	0	0.00	0	0.00	0.00
12	Reliance Capital Trustee Co.Ltd.A/c.	8,50,000	1.03	0	0.00	0	0.00	0.00
	TOTAL	2,36,77,890	28.78	0	0.00	0	0.00	0.00




(l) (c) (ii) Statement showing holding of securities (including shares, warrants, convertible securities) of persons (together with PAC) belonging to the category "Public" and holding more than 5% of the total number of shares of the company

Sr. No.	Name(s) of the Shareholder(s) and the Persons Acting in Concert (PAC) with them	No. of Shares	Shares as a percentage of total Number of shares (I.e. grand total (A)+(B)+(C) indicated in statement as para (l) (a) above	Details of Warrants		Details of convertible securities		Total Shares (Including underlying shares assuming full conversion of warrants and convertible securities) as a % of diluted share capital
				No. of warrants held	As a % of total no. of warrants of the same class	No. of convertible securities held	% w.r.t. total no. of convertible securities of the same class	
1	Reliance Capital Trustee Co. Ltd./A/c. Reliance Diversified Power Sector Fund	46,14,900	5.61	0	0.00	0	0.00	0.00
	TOTAL	46,14,900	5.61	0	0.00	0	0.00	0.00



(I) (d) Statement showing details of Locked in shares

Sr. No.	Name of the Shareholder	No. of Locked-In Shares	Locked in Shares as a percentage of total Number of shares (i.e. grand total (A) + (B)+(C) indicated in statement as para (I) (a) above	Promoter / Promoter Group / Public
NOT APPLICABLE				
	TOTAL	-	-	



(II) (a) Statement showing details of Depositories Receipts

Sr. No.	Type of outstanding DR (ADRs, GDRs, SDRs etc.)	No. of Outstanding DRs	No. of shares underlying Outstanding DRs	Shares underlying outstanding DRs as a percentage of total number of shares (i.e. grand total (A) +(B)+© indicated in statement at para (I)(a) above
Not Applicable				
	TOTAL			



(II) (b) Statement showing holding of Depositories Receipts (DRs), where underlying shares held by "promoter / promoter group" are in excess of 1% of the Total Number of Shares

Sr. No.	Name of the DR Holder	Type of Outstanding DR (ADRs, GDRs, SDRs, etc.)	No. of shares underlying Outstanding DRs	Shares underlying outstanding DRs as a percentage of total number of shares (i.e. grand total (A)+(B)+(C) indicated in statement at para (I)(a) above
Not Applicable				
	TOTAL			

